

Understanding Dynamic Neighbourhoods

8-9 September 2010


ESRC

Neighbourhood Reputations, Moving Behaviour and Neighbourhood Dynamics

Matthieu Permentier (Ph.D)

Netherlands Institute for Social Research/SCP

Utrecht University*



Universiteit Utrecht



'Onterecht slecht imago'


Film toont verhaal 'dorp' Soesterkwartier



Universiteit Utrecht


Outline

- **Relevance**
- **Neighbourhood reputation**
- **Residential mobility behaviour**
- **Research**
- **Conclusion**



Why attention for neighbourhood reputations? (1)

- Reputations may hamper neighbourhood regeneration processes
- Low demand: neighbourhood decline




Why attention for neighbourhood reputations? (2)

- Neighbourhood effects:

- 1) Social network theories

- 2) Stigmatisation/neighbourhood reputations



Why attention for neighbourhood reputations? (3)

- Different material consequences:


Wilson (1996): jobs

Bauder (2001): education

- Different social/psychological consequences:

Wacquant (1993): social relationships


Airey (2003): psychological well-being



Central theme

Relationship between reputations and mobility behaviour and its possible consequences for the dynamics of neighbourhoods.

To what extent do neighbourhood reputations affect (intended) moving behaviour of its residents?



Concept of neighbourhood reputation


The neighbourhood is:

“a mirror and symbol of the position a household occupies in society, its preferences and life style. The neighbourhood is thus a representation factor.

Reputation refers to the meaning and esteem residents and other involved parties attribute to a neighbourhood.

Reputation also refers to the relatively stable image a neighbourhood has among city residents and to its place in the urban neighbourhood hierarchy .”

(Hortulanus, 1995)



Concept of neighbourhood reputation

1. Role played by residents and non-residents


- Internal reputation

- External reputation

2. Urban neighbourhood hierarchy

3. Collective nature

- Reputation is a *collective* concept; a wide shared belief, shared by certain groups




Residential mobility and neighbourhood reputations (1)

What ways may reputations play a role in moving behaviour?


1) The avoidance of infamous neighbourhoods by outsiders:

- role of institutions (gatekeeper)
- role of individual residents (avoidance)




Residential mobility and neighbourhood reputations (2)

- The exit out of infamous neighbourhoods by its residents:
 - role of individual residents: status
 - personal status/self-image might be damaged




Empirical research


To what extent do neighbourhood reputations affect (intended) moving behaviour of its residents?




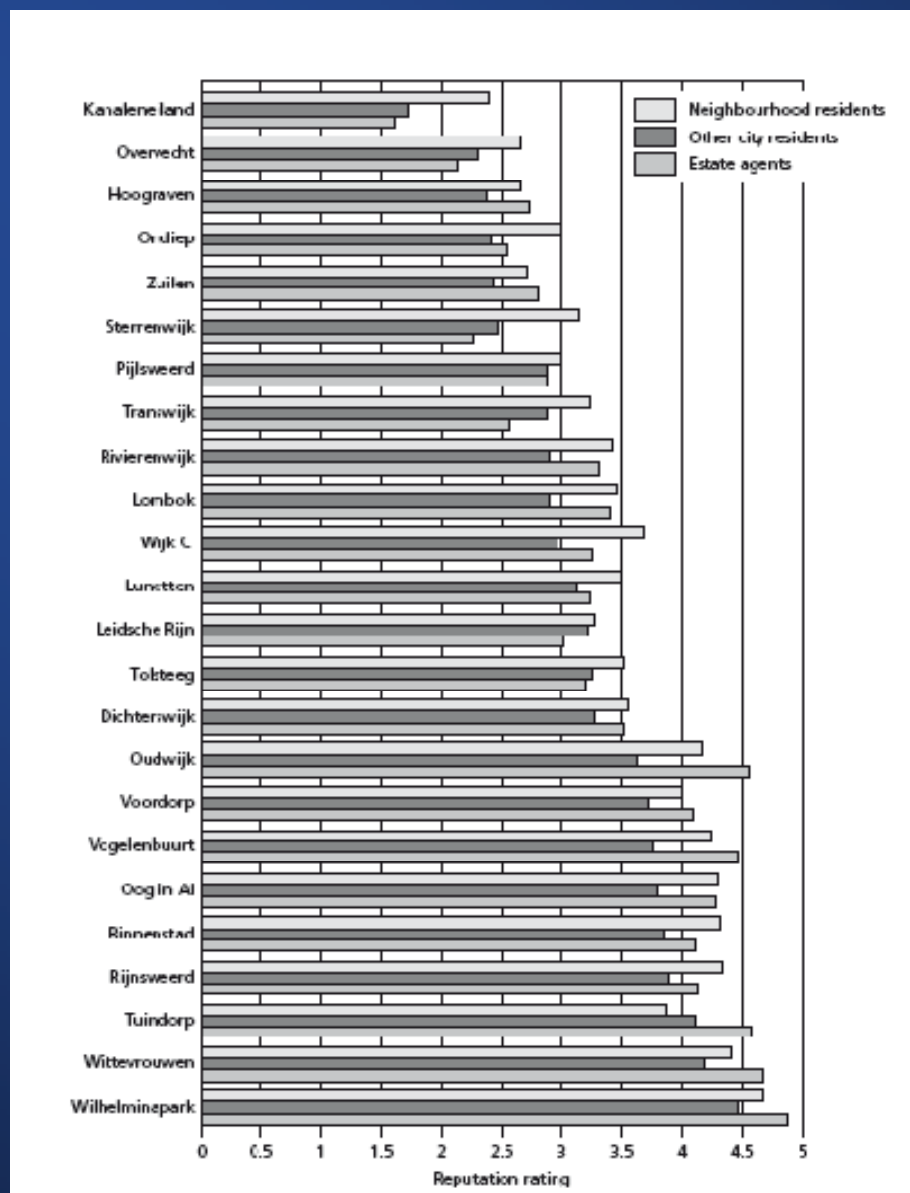
Research area

- Survey carried out in Utrecht, The Netherlands, in 24 neighbourhoods (n=1,339).
- Survey specifically focused on reputations, moving intentions and neighbourhood participation.






Results (2)




Results (3)

	MODEL 6		
	B	S.E.	EXP(B)
Constant	-1.074	1.671	
Female (ref=male)	0.031	0.254	1.032
Age	-0.017	0.007***	0.984
Household type (ref=single)			
Single parent household	0.163	0.348	1.177
Couple	-0.192	0.339	0.825
Couple with children	-0.895	0.457*	0.408
Other	0.043	0.273	1.044
Belonging to ethnic minority (ref=no)	-0.293	0.392	0.746
Level of education (ref=low)			
Middle education	-0.188	0.190	0.829
High education	0.554	0.373	1.741
Not employed (ref=employed)	0.074	0.190	1.076
Household income	0.047	0.018**	1.048
Owner-occupant	-0.073	0.198	0.929
Dwelling satisfaction	-0.100	0.084	0.904
Person/room ratio	0.857	0.389**	2.356
Flat/apartment (ref=other)	-0.091	0.237	0.913
Length of residency (ref=<4)			
4-7 years	0.438	0.296	1.550
8-16 years	0.646	0.286**	1.907
17 and more	0.437	0.394	1.547
NBH Percentage ethnic minorities	0.005	0.005	1.005
NBH Average household income	0.017	0.030	1.017
NBH Crime rates	0.002	0.003	1.002
NBH Housing density	0.000	0.000	1.000
Perceived neighbourhood reputation	-0.298	0.110***	0.742
Current dwelling first choice	-0.158	0.268	0.853
Current neighbourhood first choice	-0.307	0.253	0.736
Sensitivity to social neighbourhood status	0.173	0.074**	1.188
Sensitivity to general social status	0.158	0.172	1.172
Neighbourhood satisfaction	-0.052	0.090	0.950
Neighbourhood attachment (emotional)	-0.521	0.130***	0.594
Most friends live in neighbourhood (ref=no)	-0.863	0.456*	0.422
Family lives in neighbourhood (ref=no)	0.201	0.325	1.223
Contact with neighbours (ref=no)	-0.497	0.193***	0.608
Member of neighbourhood committee (ref=no)	-0.141	0.277	0.869
Log-likelihood	-586.51		
Improvement (wald)	32.01	p=0.000	
Nagelkerke R-Square	0.260		
Initial			



Results (4)

- Moving intentions are affected by perceived reputation
- Selection effects
- Status sensitivity
- What groups are most likely to intend to leave the neighbourhood?




Implications of findings

- What do the results mean for the future of infamous neighbourhoods?
- Neighbourhood dynamics → selective mobility
- Neighbourhood regeneration


Reputation still bothers problem neighbourhoods:

Neighbourhoods visibly improved but do potential residents see that?



Future research

- Longitudinal analysis
- Dynamic approach of leaving and entering neighbourhoods
- Selectivity of migration flows?
- Reputation will continue to trouble regeneration efforts?



End

Contact information:

**Matthieu Permentier,
Netherlands Institute for Social Research/ SCP
m.permentier@scp.nl
phone +31 703407577**



Universiteit Utrecht